

22.02.21 – 12.03.21



This booklet has everything you need to know
about your home learning 22.02.21 – 12.03.21


We have included learning for 3 weeks (just in case we need it).

Frequently Asked Questions

What work should we aim to do each day?

- A session of maths and English each day
- Theme work (a little bit each day or a block of time each week)
- Short sharp blasts of basic skills
e.g. reading, handwriting, times tables

We are aware that the circumstances for every family are different.
Teachers will work with you to help and support.

The important learning activities have a  next to them.

How do we share the work?

E-mail your work to year2@newby.n-yorks.sch.uk
Your teachers are looking forward to seeing your work and
will talk to you about it when they phone each week.

How can we organise our day?

Here are some suggestions about how to
organise your day based on what some other
families are doing.

Your teacher can help find a routine that works
for you and your family.

Example 1

M	Maths		English		Exercise	Spellings Handwriting	Daily Reading TTRockstars
T	Maths		English		Reading Eggs	PSHE	Exercise
W	Maths		English		Theme Project		Daily Reading
Th	Maths		English		Daily Reading TTRockstars	Theme Project	
F	Maths		English		Exercise	Spellings Handwriting	Music

Example 2

M	Maths	PSHE	Family Time and Exercise	Finishing each day with some: reading handwriting spellings maths skills
T	English	Theme		
W	Maths	Music		
Th	English	Theme		
F	Theme Project			

Example 3

M	Theme		English		Maths		Choose an activity from the booklet
T	Family Time and Exercise						
W	Theme		English		Maths		Reading Time
Th	Theme		English		Maths		PSHE Music
F	Theme		English		Maths		Choose an activity from the booklet

Year 2 Lessons



We are using the Oak National Academy lessons as part of our home learning offer.

Lessons that link to our year group curriculum are added to the Year 2 page of the school website.

Here is the link to find the lessons that link to our current in-class learning
<https://www.newbyandscalby.org.uk/for-pupils/classes/year-two/>

Your teacher can suggest an offline alternative.



Theme Project

Complete a project about **Comparing Places**

Your project can be completed over a number of weeks.

Use the Knowledge Organiser on the next page to record everything you know about **Scalby/Scarborough and Tocuaro/Mexico** and add this to your project.

You can use the Oak National Academy lessons and the BBC Bitesize clips to learn more about **Geography** and add this to your project too.

You can also research using books from home or the internet or by asking a grown up.

There are some ideas for your project on this page.



Here are some links to some Geography lessons that link to our topic:

<https://classroom.thenational.academy/lessons/what-is-a-continent-c9k32d>

<https://classroom.thenational.academy/lessons/what-is-europe-like-60r64r>

<https://classroom.thenational.academy/lessons/what-is-north-america-like-6wv3et>



Here are some BBC Bitesize links to help with your research:

<https://www.bbc.co.uk/bitesize/topics/zqj3n9q/articles/zffx6v4>

<https://www.bbc.co.uk/bitesize/topics/zqj3n9q/articles/zr8q7nb>

BBC Bitesize links to help research Mexico and Tocuaro:

<https://www.bbc.co.uk/bitesize/clips/znbkq6f>

<https://www.bbc.co.uk/bitesize/clips/zv9q6sg>

<https://www.bbc.co.uk/bitesize/clips/zgdmpv4>

<https://www.bbc.co.uk/bitesize/clips/zjtyr82>

<https://www.bbc.co.uk/bitesize/clips/zqhvcdm>

<https://www.bbc.co.uk/bitesize/clips/z2nb9j6>

Project Ideas for Week 1

Scalby/Scarborough - Go on a walk around Scalby village or near where you live and look out for the human features and the physical features. (If you have to stay inside, you could look at pictures of the local area online, or think about places you've visited before.)

- write a list of different types of buildings you see
- do a tally of the different types of transport you see
- write what jobs people have
- write a list/draw the physical features you can see (e.g. river, sea, hills etc.)

Next do the same for Tocuaro, watching the Bitesize clips.

Project ideas for Week 2 and 3

- Make a Mexican eye by weaving wool around sticks (in your pack)
- Research, make and eat some Mexican food
- Design and make a Mexican mask



[pixabay.com](https://www.pixabay.com)



Knowledge Organiser

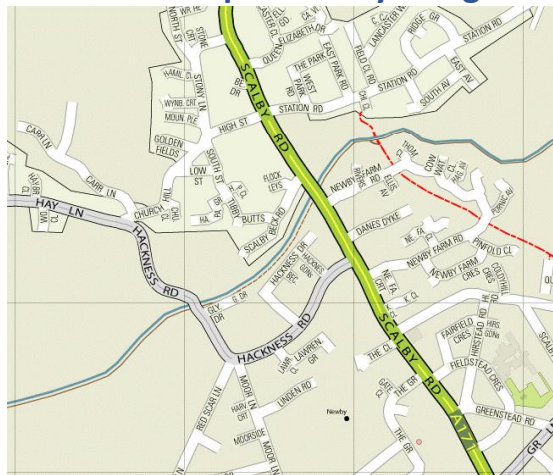
Comparing Places

Try to learn as many facts as you can!

Glossary of important words and definitions

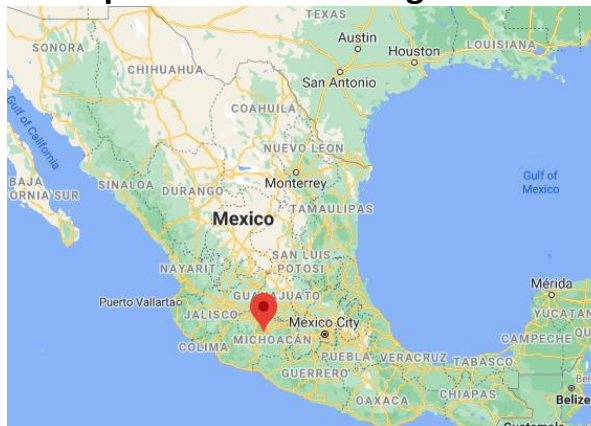
Vocabulary	Definition
Human features	Features of a place that are man-made e.g. jobs, buildings
Physical features	Features of a place that are natural e.g. rivers, cliffs
fieldwork	Observing and collecting information outside
continent	A large area of land on Earth that is joined together
country	An area of land that has its own government
city	A large town which is densely populated, often with a cathedral.
town	A built-up area which is larger than a village, often with a shopping area.
village	A small settlement often in a rural setting.

Aerial map of Scalby village



<https://streetmap.co.uk/>

Map of Mexico showing Tocuaro



<https://www.google.com/maps/place/Tocuaro>

Facts and Important Information

Physical features include the beach, cliff, coast, forest, hill, mountain, sea, ocean, river, soil, valley, vegetation, season and weather.

Human features include: city, town, village, factory, farm, house, office, port, harbour and shop.

Scalby is a village. Scarborough is a town. York is the nearest city. They are in the United Kingdom.

Tocuaro is a village. It is near Mexico city which is the capital city. They are in Mexico.

Mexico is a country in the continent of North America. The United Kingdom is a country in the continent of Europe.

Both places have similarities and differences. These include traditions, food, music, festivals, hobbies, buildings, jobs and transport as well as the physical features of the landscape.



commons.wikimedia.org



pixy.org



www.geograph.org.uk



Daily Maths Activities

Have a go at some of these activities each day.



Roll your dice **ten times**. Which numbers are **odd**? Which numbers are **even**? Record in a table.

Roll your dice **twice** and record the number e.g. 46

Repeat. e.g. 36

Which number is bigger? Use > or < to show the bigger number e.g. 43 > 36

Roll your dice **twice** and record the number e.g. 24

Repeat e.g. 35

Line up the numbers then **add** them together e.g. 24 + 35 (use your place value chart to help)

Roll your dice **twice** and record the number e.g. 23

Repeat e.g. 44

Put the biggest number first and line them up then subtract them.

e.g. 44 - 23 (use your place value chart to help)

Roll your dice to **create 4 numbers** that are **two digits** long e.g.

31, 34, 42, 65

Can you **order** them, **smallest to largest**?

Roll your dice **three times** to give yourself **3 numbers**.

e.g. 2, 4, 1

Can you **add** them together **mentally**? e.g. 2 + 4 + 1



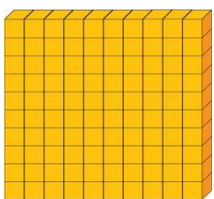








<https://numbots.com/>

Use your username and password to login.

10 × 2 = □	5 × 5 = □	4 × 10 = □	20 ÷ 2 = □	25 ÷ 5 = □	40 ÷ 10 = □
1 × 2 = □	10 × 5 = □	10 × 10 = □	2 ÷ 2 = □	50 ÷ 5 = □	100 ÷ 10 = □
6 × 2 = □	8 × 5 = □	6 × 10 = □	12 ÷ 2 = □	40 ÷ 5 = □	60 ÷ 10 = □
9 × 2 = □	3 × 5 = □	9 × 10 = □	18 ÷ 2 = □	15 ÷ 5 = □	90 ÷ 10 = □
12 × 2 = □	11 × 5 = □	12 × 10 = □	24 ÷ 2 = □	55 ÷ 5 = □	120 ÷ 10 = □
3 × 2 = □	6 × 5 = □	3 × 10 = □	6 ÷ 2 = □	30 ÷ 5 = □	30 ÷ 10 = □
8 × 2 = □	7 × 5 = □	8 × 10 = □	16 ÷ 2 = □	35 ÷ 5 = □	80 ÷ 10 = □
5 × 2 = □	4 × 5 = □	5 × 10 = □	10 ÷ 2 = □	20 ÷ 5 = □	50 ÷ 10 = □
11 × 2 = □	2 × 5 = □	11 × 10 = □	22 ÷ 2 = □	10 ÷ 5 = □	110 ÷ 10 = □
2 × 2 = □	12 × 5 = □	2 × 10 = □	4 ÷ 2 = □	60 ÷ 5 = □	20 ÷ 10 = □
7 × 2 = □	1 × 5 = □	7 × 10 = □	14 ÷ 2 = □	5 ÷ 5 = □	70 ÷ 10 = □
4 × 2 = □	9 × 5 = □	1 × 10 = □	8 ÷ 2 = □	45 ÷ 5 = □	10 ÷ 10 = □

Have a go at the speed test in your pack. Can you beat your score or time?

Place Value Chart

			Hundreds		Tens		Ones	
								
H					T		O	
					3			
					5			
					9			

You can use your place value chart to help you add and subtract numbers at home.

E.g.
36 + 55 = 91

Remember to line up your numbers first.
(Put the ones and the tens underneath each other)

Example: 91
9 is worth 9 tens (90)
1 is worth 1 one (1)

We carry 1 and add to the 3 and 5 to get 9.

6 + 5 = 11 (10 + 1)

Daily English Activities

Have a go at some of these activities each day. The most important activities have a ★ next to them.



Spellings

Your current spellings will be on the Year 2 class page of the school website

<https://www.newbyandscalby.org.uk/for-pupils/classes/year-two/>

There is a copy of the spellings for each week in your pack too.

You could:

- ask a grown up to test you
- do look, cover, spell, check
- write sentences with some of the words
- check if you spell these words correctly when you do a piece of writing

Spelling – in all subjects

When you are completing your lessons and theme work, remember to try hard to spell common words correctly.

Use the Statutory Spelling List in your previous pack to help.



<https://www.readingeggs.co.uk>
Use your username and password to login.



Writing and Handwriting

You have a handwriting workbook from your other pack. Please continue to complete a few pages each week.

Handwriting – in all subjects

When you are completing your lessons and theme work, try hard to keep your handwriting neat and your letters the right size.



Reading Read lots!

Read your reading book every day.


Remember, you can change your reading book by visiting the Pop-up Porch Library at the main entrance of school.

Reading

Optional Activity

This can be an alternative English activity.

You could use it if you are having difficulties with your device or wifi and would like an offline learning activity.



There is a new sheet in your new pack with learning activities linked to our class book.

Comprehension

There is a comprehension activity in your home learning pack.

FUN IDEAS TO TRY

If you run out of activities to do,
here are some extras.

CHOOSE YOUR FAVOURITES

Internet Safety Activities

<https://www.saferinternet.org.uk/advice-centre/young-people/resources-3-11s>

Play “First letter, last letter”. Think of a starting word. Your next word has to start with the last letter of the previous word. For example, house- elephant- train- nest.

Be a film critic.

Watch your favourite film and write a review for it.

Draw your self-portrait

Look carefully in a mirror to help you.

Help around the house.

Can you help do one thing each day?

Make a jigsaw.

Draw a picture
and then cut it up
into different
shapes.

Play your favourite music.

Dance and sing.

Perhaps put on your own concert!

“Words *for* Life”

<https://wordsforlife.org.uk/>



Try the **Physical Activity Bingo Challenge** in your pack.

Pebble Art

Use coloured pens or paints to decorate a pebble.

Will you create an animal or a face or a message or something different?

Go on a
scavenger hunt.

Can you find something for each letter of the alphabet?